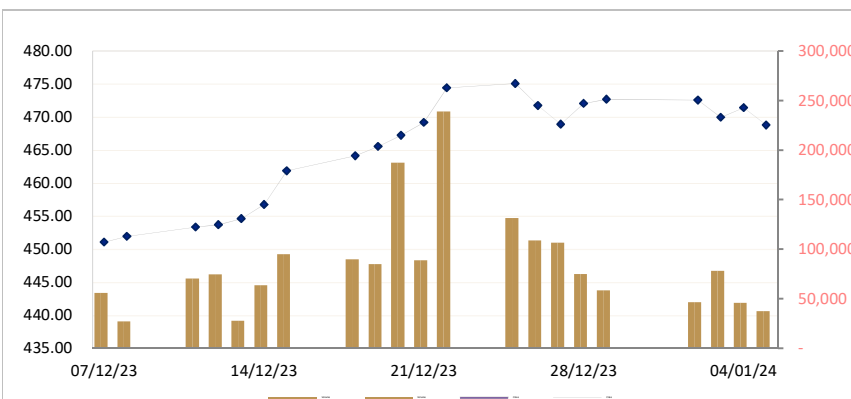


CAMBODIA SECURITIES EXCHANGE: MARKET SUMMARY

| | | | | | | | | |
|--------|--------|--------|-------|-------|--------|--------|--------|-------------|
| 471.39 | 471.33 | 468.77 | -2.62 | ▼0.56 | 853 | 305 | 37,605 | 216,289,320 |
| 7,280 | 7,260 | 7,280 | 0 | 0.00 | 8,100 | 6,180 | 971 | 7,068,100 |
| 2,830 | 2,820 | 2,820 | -10. | ▼0.35 | 5,180 | 2,760 | 685 | 1,928,990 |
| 13,800 | 13,840 | 13,820 | 20. | ▲0.14 | 16,400 | 13,000 | 24 | 332,100 |
| 2,180 | 2,150 | 2,160 | -20. | ▼0.92 | 2,590 | 1,980 | 1,811 | 3,915,310 |
| 12,540 | 12,520 | 12,580 | 40. | ▲0.32 | 15,460 | 11,880 | 50 | 1,444,240 |
| 10,020 | 9,980 | 10,020 | 0 | 0.00 | 15,200 | 9,140 | 15,628 | 156,344,660 |
| 2,700 | 2,710 | 2,560 | -140. | ▼5.19 | 3,480 | 2,220 | 12 | 1,444,240 |

CSX DAILY STOCK INDEX (Last 30 Days)



Securities News

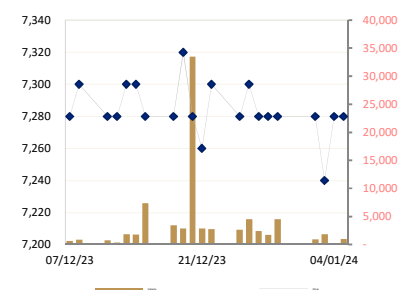
CAMBODIA: CSX sees record listings in 2023

The year 2023 turned out to be a milestone for the Cambodia Securities Exchange (CSX) as it saw a record of five listings, the highest in its history of 11 years, bringing the total number of listed firms to 22. Of the 5, 2 were listed as equity firms and 3 were bond listings, said Hong Sok Hour, the Chief Executive Officer (CEO) of CSX. The five firms together collected more than \$30 million from the “In this hard time of global economic uncertainty, 2023 is a historical year for CSX, as it saw an increase in listings,” Sok Hour said. Of the 22 listed companies with CSX, 11 are equity firms, another 11 are corporate bond firms, and together they collected \$359 million as of December 2023, he said. However, the average daily trading value decreased to nearly \$220,000 in 2023 from over \$500,000 in 2022, stated the CSX report. “The daily trading value in 2023 was nearly \$220,000 but the number of trades increased remarkably. Most of those trading accounts do small value trades and big value traders are smaller in number,” Sok Hour explained. Some 47,000 investors have opened trading accounts with CSX, according to the CEO. He added that CSX plans to increase the number of trading accounts to 50,000 in 2024. CSX also plans to push the daily trading value up to around \$1 million by 2030 when Cambodia upgraded to a high-middle income country, Sok Hour said. Firms mainly collected funds through CSX for business expansion, contributing to economic activities, said Sou Socheat, Director General of the Securities and Exchange Regulator of Cambodia (SERC). “What we want is to help and facilitate the private sector to collect funds from the market. Funds thus collected are used in the economy and businesses,” Socheat said. Launched trading in 2012, CSX is a joint venture between the Cambodian government holding 55% of the stakes and the Korean Exchange owning the remaining 45%. Meanwhile, CSX also launched the Online Trading Account Opening Platform in November allowing investors to get

Listed Companies

| | |
|----------|-----------------------------------|
| PPWSA | Phnom Penh Water Supply Authority |
| Industry | Water Utility |
| GTI | Grant Twins Int. (Cambodia) Plc. |
| Industry | Apparel Clothing |
| PPAP | Phnom Penh Autonomous Port. |
| Industry | Port Services |
| PPSP | Phnom Penh SEZ PLC. |
| Industry | SEZ Developer |
| PAS | Sihanouk Ville Autonomous Port. |
| Industry | Port Services |
| ABC | ACLEDA Bank |
| Industry | Financial |
| PEPC | PESTECH Cambodia |
| Industry | Electricity |

PPWSA Daily Stock Price



their accounts opened immediately during working hours. CSX expects to have around 30,000 to 50,000 new trading accounts opened in 2024, an increase of nearly 100 %, after the introduction of the online account opening. CSX along with stakeholders is also organizing training courses and various other programmed to increase investor confidence and awareness, as well as to set up friendly investment mechanisms to facilitate people to invest easily and efficiently and get high returns.

Business & Economic News

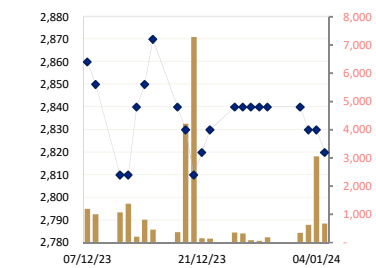
CAMBODIA: Cambodia’s exports to Indonesia jump 112 %

Cambodia’s exports to Indonesia and India rose the most in the January to November 2023 period, by 111.7 % and 55.1 % respectively, compared to the same period in 2022. The US, however, continued to have the largest chunk of Cambodia’s exports accounting for 39.7 % of the Kingdom’s total exports, though they showed a decline of 0.9 % in the first November of 2023 compared to the 40.6 % share during the same period in 2022, revealed the latest trade data of the General Department of Customs and Excise (GDCE). Vietnam accounted for 12.7 % of Cambodia’s exports, ranking second, followed by China with 6.4 %, Japan 5.2 %, Canada 3.8 % and Thailand 3.7 %, and filling up the first 6 positions in a list of 20 biggest export destinations of the Kingdom. However, the rise of Indonesia and India among its leading export destinations turned out to be a significant economic opportunity for the Kingdom. The former is the biggest economy among the Asean countries and India in 2023 emerged as the fifth biggest economy in the world, surpassing major economies such as the UK and France. India is also poised to become the world’s third-largest economy by 2030, with a forecast of 7% GDP growth in the fiscal year 2026-27, said S&P Global Ratings recently. The report added that the country is also set to become the fastest-growing major economy in the next 3 years. Cambodia’s exports to Indonesia, meanwhile, reached \$70.56 million in the first November of 2023 and to India; they reached \$264.5 million during the same period, accounting for 0.3 % and 1.3 % of the Kingdom’s total exports, the GDCE trade data revealed. Cambodia also imported \$178.78 million worth of goods from India and maintained a surplus of \$85.7 million as the balance of trade. The country imported \$894.68 million worth of goods from Indonesia and has a trade deficit of \$824 with the country. Pan Sorasak, former Minister of Commerce, told a gathering at the 77th Independence Day celebration of India in Phnom Penh in August 2023 that he was pleased with the steady increase in the 2-way trade between Cambodia and India. Sorasak observed that the rapid rise in exports to India facilitated by the Duty-Free Tariff Preference (DFTP) Scheme it launched for Cambodia in 2018. Devyani Khobragade, Ambassador of India to Cambodia, meanwhile, said on the occasion that a number of business exchanges in diverse areas, such as gems & jeweler, electronic and software petrochemicals and pharmaceuticals have boosted bilateral trade between the two countries. The possible beginning of direct air connectivity between India and Cambodia in 2024 and the eastward extension of India-Myanmar-Thailand (IMT) trilateral highway with Indian soft credit expected to further boost the trade between the two countries. It also noted that Cambodia is now at the forefront of several bilateral arrangements for digital economy cooperation such as cross-border payment agreements finalized with Thailand in June, with Laos in August and Vietnam in December 2023. It is also planning to have similar cross-border payment arrangements with more countries such as India, Japan and Malaysia in the near future. (*Khmer time*)

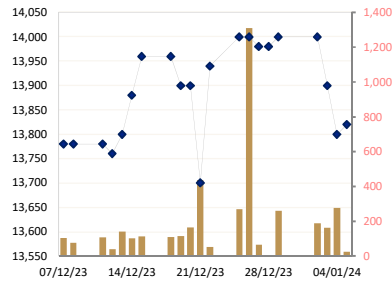
CAMBODIA: Cambodia earns \$790 million from rubber article exports

Cambodia earned \$789.75 million from the exports of rubber and articles made of rubber in the January to November period of 2023, recording an increase of 74.5 % compared to the same period last year, according to the latest trade data of the General Department of Customs and Excise (GDCE). The growth is commendable as, for the first November of 2022; Cambodia earned only \$452.65 million from the exports of rubber goods. The latest data also showed that for November 2023 alone, Cambodia earned \$114 million from rubber exports compared to just \$56 million earned for the same month last year, registering an increase of 103.9 % year-on-year. The data indicated that the rising trend in rubber exports from the country that started in the latter half of 2022 has continued into the January to November period in 2023 as well. The surge in rubber exports this year is also remarkable as Cambodia’s total exports showed an increase of just 1.2 % for the first November of 2023, mainly due to a slowdown in the exports of garments, footwear and travel (GFT) goods. It may noted that Cambodia earned \$541.66 million from the export of rubber and rubber articles in 2022, recording a growth of 28.3 % compared to the previous year. The Cambodian rubber market mainly consists of China, Vietnam, Malaysia, Singapore, India, and the EU. Meanwhile, the Royal Government of Cambodia declared tax incentives to boost the export of rubber in the backdrop of declining prices. As per this, no tariffs will collected for rubber exports from January 1, 2024, if the price of natural rubber falls below \$1,600 for per ton. The new tariff structure for rubber will be valid for two years. The government decision followed a request from the private sector made last November during the Government Private Sector Forum. A

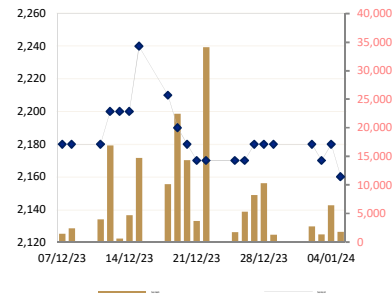
GTI Daily Stock Price



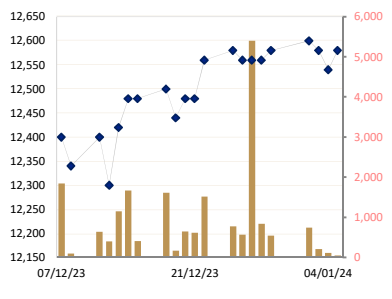
PPAP Daily Stock Price



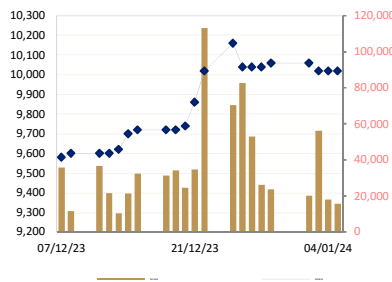
PPSP Daily Stock Price



PAS Daily Stock Price



ABC Daily Stock Price

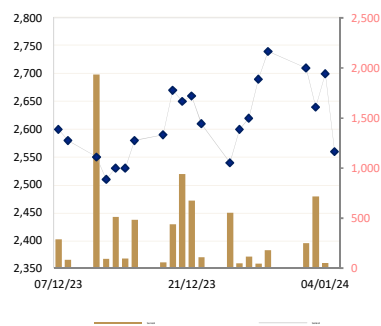


ton of dry rubber got an average price of \$1,323 during the first September of 2023 in Cambodia, about \$196 lower than that of the same period last year, according to the General Directorate of Rubber in the country. Meanwhile, for November 2023, Thailand continued to be the biggest producer of natural rubber followed by Indonesia, Vietnam, China, India, Malaysia and Cambodia, according to the Kuala Lumpur-based Association of Natural Rubber Producing Countries (ANRPC). China continued to be the biggest consumer of natural rubber, followed by India, Thailand, Malaysia and Indonesia. In 2023, the global natural rubber market anticipated to reach 14.693 million tons for production while consumption projected at 14.738 million tones. While the rubber market is weighed on by the fundamentals of the produce itself, other external factors such as inflationary pressures, geopolitical tensions and global crude oil market could play an influential role in the rubber market, including in the price of natural rubber. Heng Guan, Secretary-General of ANRPC, in a report last year said that stubborn inflation and a projected slowdown in the recovery of the global economy remained the major concerns for the sector. Adding to this are the impacts of the prolonged Russia-Ukraine war, the Israel-Hamas conflict and the high borrowing costs in many parts of the world due to interest rate hikes and tighter monetary control policies. In Cambodia, rubber trees planted in a total area of 404,578 hectares, of which the 3 on 315,332 hectares, or 78 %, are old enough to be tapped. *(Khmer time)*

CAMBODIA: Cambodia, France to enlarge economic ties

Prime Minister Hun Manet will visit France later this month at the invitation of French President Emmanuel Macron to strengthen economic ties and diversify cooperation in the energy transition sector between the two countries. The trip planned during a meeting between Mr Hun Manet and the French Ambassador to Cambodia, Jacques Pellet on November 2023 and finally on December 31, President Macron officially issued a letter inviting the Cambodian Premier. This will be Mr Hun Manet’s first visit to Europe since he assumed office as the Prime Minister. Mr Hun Manet posted President Macron’s invitation letter on the social media account that read, “The visit from the King of Cambodia, Norodom Sihamoni in Paris last month reaffirmed the power of friendship between the 2 countries and their peoples hence I am honored to invite the Cambodian Premier to pay an official visit to France on the coming January 18 to 19.” This first official visit to France since the Premier took office will pave the way for the practical advancement of many important areas, which are fundamental to strengthening the relationship between the 2 nations including economics, heritages and Francophonie, the letter said. “I wish this trip will open up the possibility of deepening and diversifying cooperation between our counties to jointly address the global issues that we are facing especially in the field of energy transition,” read the invitation. During the meeting between Mr Hun Manet and French Ambassador to Cambodia at the Peace Palace, Pellet underlined that France is committed to strengthening and expanding bilateral cooperation in the fields of health, digital, economic, infrastructure and mutual support on the international stage. The Ambassador also affirmed his country’s commitment to support Cambodia’s bid to host the ‘2026 Francophonie Summit’, which is expected to be attended by over 90 states and governments worldwide. According to French Ministry for Europe and Foreign Affairs, the Francophonie summit this year will open on October 4 at the ‘Cité internationale de la langue française’, in Villers-Cotterêts, a place entirely dedicated to the French language and French-speaking cultures. The summit will continue in Paris on October 5. France and the Organization internationale de la Francophonie (OIF) have agreed that creativity, innovation and entrepreneurship in the diversity of the Francophone world will be put at the heart of the event, the statement added. The 19th Francophonie summit will be a major event diplomatically, economically and culturally hence it will be one of the international high points of 2024. *(Khmer time)*

PEPC Daily Stock Price



Historical Data from 18/ December /23 to 05/ January / 24

| Date | Index/Stock | Open | High | Low | Close | Change | Δ (%) | Volume | Value (mil. KHR) | Value (\$)* | Mar. Cap. (mil. KHR) |
|----------|-------------|--------|--------|--------|---------|---------|--------|-----------|------------------|-------------|----------------------|
| 05/01/24 | Index | 471.33 | 472.45 | 468.77 | 468.77 | 2.62 | ▲0.56% | 19,181 | 170,247,480 | 42,562 | 6,798,237 |
| | PPWSA | 7,260 | 7,280 | 7,260 | 7,280 | 0.00 | 0.00% | 971 | 7,068,100 | 1,767.03 | 633,165 |
| | GTI | 2,820 | 2,820 | 2,810 | 2,820 | -10.00 | ▼0.35% | 685 | 1,928,990 | 482.25 | 112,800 |
| | PPAP | 13,840 | 14,000 | 13,820 | 13,820 | 20.00 | ▲0.14% | 24 | 332,100 | 83.03 | 285,858 |
| | PPSP | 2,150 | 2,180 | 2,150 | 2,160 | -20.00 | ▼0.91% | 1,811 | 3,915,310 | 978.83 | 155,250 |
| | PAS | 12,520 | 12,600 | 12,500 | 12,580 | 40.00 | ▲0.31% | 50 | 626,000 | 156.50 | 1,079,011 |
| | ABC | 9,980 | 10,040 | 9,980 | 10,020 | 0.00 | 0.00% | 15,628 | 156,344,660 | 39,086.17 | 4,340,293 |
| PEPC | 2,710 | 2,710 | 2,560 | 2,560 | -140.00 | ▼5.18% | 12 | 32,320 | 8.08 | 191,859 | |
| 04/01/24 | Index | 471.10 | 471.49 | 468.67 | 471.39 | 1.46 | ▲0.31% | 28,152 | 209,406,590 | 52,352 | 6,806,722 |
| | PPWSA | 7,240 | 7,280 | 7,240 | 7,280 | 40.00 | ▲0.55% | 285 | 2,068,860 | 517.22 | 633,165 |
| | GTI | 2,830 | 2,840 | 2,830 | 2,830 | 0.00 | 0.00% | 3,057 | 8,653,310 | 2,163.33 | 113,200 |
| | PPAP | 13,960 | 13,960 | 13,800 | 13,800 | -100.00 | ▼0.71% | 276 | 3,810,800 | 952.70 | 285,444 |
| | PPSP | 2,180 | 2,190 | 2,170 | 2,180 | 10.00 | ▲0.46% | 6,436 | 14,032,110 | 3,508.03 | 156,688 |
| | PAS | 12,580 | 12,580 | 12,540 | 12,540 | -40.00 | ▼0.31% | 115 | 1,444,240 | 361.06 | 1,075,580 |
| | ABC | 10,000 | 10,020 | 9,980 | 10,020 | 0.00 | 0.00% | 17,929 | 179,251,280 | 44,812.82 | 4,340,293 |
| PEPC | 2,640 | 2,710 | 2,640 | 2,700 | 60.00 | ▲2.27% | 54 | 145,990 | 36.50 | 202,352 | |
| 03/01/24 | Index | 466.71 | 472.55 | 466.71 | 469.93 | 2.62 | ▲0.55% | 61,049 | 587,259,930 | 146,815 | 6,803,527 |
| | PPWSA | 7,300 | 7,300 | 7,240 | 7,240 | -40.00 | ▼0.54% | 1,838 | 13,349,820 | 3,337.46 | 629,686 |
| | GTI | 2,830 | 2,830 | 2,820 | 2,830 | -10.00 | ▼0.35% | 630 | 1,778,010 | 444.50 | 113,200 |
| | PPAP | 13,880 | 14,000 | 13,880 | 13,900 | -100.00 | ▼0.71% | 161 | 2,238,020 | 559.51 | 287,513 |
| | PPSP | 2,180 | 2,180 | 2,170 | 2,170 | -10.00 | ▼0.45% | 1,309 | 2,842,700 | 710.68 | 155,969 |
| | PAS | 12,600 | 12,600 | 12,500 | 12,580 | -20.00 | ▼0.15% | 206 | 2,584,480 | 646.12 | 1,079,011 |
| | ABC | 10,060 | 10,060 | 9,980 | 10,020 | -40.00 | ▼0.39% | 56,187 | 562,570,320 | 140,642.58 | 4,340,293 |
| PEPC | 2,690 | 2,690 | 2,640 | 2,640 | -70.00 | ▼2.58% | 718 | 1,896,580 | 474.15 | 197,855 | |
| 02/01/24 | Index | 473.69 | 474.70 | 471.76 | 472.55 | 0.14 | ▲0.03% | 25,391 | 229,072,840 | 57,268 | 6,834,481 |
| | PPWSA | 7,280 | 7,280 | 7,240 | 7,280 | 0.00 | 0.00% | 938 | 6,821,960 | 1,705.49 | 633,165 |
| | GTI | 2,840 | 2,840 | 2,830 | 2,840 | 0.00 | 0.00% | 345 | 978,550 | 244.64 | 113,600 |
| | PPAP | 13,560 | 14,000 | 13,560 | 14,000 | 0.00 | 0.00% | 188 | 2,609,160 | 652.29 | 289,581 |
| | PPSP | 2,180 | 2,190 | 2,170 | 2,180 | 0.00 | 0.00% | 2,758 | 6,019,220 | 1,504.81 | 156,688 |
| | PAS | 12,580 | 12,600 | 12,580 | 12,600 | 20.00 | ▲0.15% | 744 | 9,367,380 | 2,341.85 | 1,080,727 |
| | ABC | 10,060 | 10,100 | 10,020 | 10,060 | 0.00 | 0.00% | 20,165 | 202,586,040 | 50,646.51 | 4,357,620 |
| PEPC | 2,760 | 2,760 | 2,710 | 2,710 | -30.00 | ▼1.09% | 253 | 690,530 | 172.63 | 203,101 | |
| 29/12/23 | Index | 473.16 | 473.76 | 471.50 | 472.69 | 0.66 | ▲0.14% | 30,572 | 284,441,460 | 71,110 | 6,835,014 |
| | PPWSA | 7,240 | 7,280 | 7,240 | 7,280 | 0.00 | 0.00% | 4,520 | 32,820,940 | 8,205.24 | 633,165 |
| | GTI | 2,840 | 2,840 | 2,840 | 2,840 | 0.00 | 0.00% | 187 | 531,080 | 132.77 | 113,600 |
| | PPAP | 13,740 | 14,000 | 13,740 | 14,000 | 20.00 | ▲0.14% | 260 | 3,617,000 | 904.25 | 289,581 |
| | PPSP | 2,180 | 2,180 | 2,160 | 2,180 | 0.00 | 0.00% | 1,274 | 2,755,990 | 689.00 | 156,688 |
| | PAS | 12,560 | 12,600 | 12,500 | 12,580 | 20.00 | ▲0.15% | 542 | 6,801,360 | 1,700.34 | 1,079,011 |
| | ABC | 10,080 | 10,080 | 10,040 | 10,060 | 20.00 | ▲0.19% | 23,609 | 237,424,380 | 59,356.10 | 4,357,620 |
| PEPC | 2,690 | 2,740 | 2,690 | 2,740 | 50.00 | ▲1.85% | 180 | 490,710 | 122.68 | 205,349 | |
| 28/12/23 | Index | 469.88 | 472.56 | 468.42 | 472.03 | 3.12 | ▲0.67% | 39,120 | 307,942,970 | 76,986 | 6,820,474 |
| | PPWSA | 7,280 | 7,300 | 7,260 | 7,280 | 0.00 | 0.00% | 1,697 | 12,353,920 | 3,088.48 | 633,165 |
| | GTI | 2,840 | 2,840 | 2,820 | 2,840 | 0.00 | 0.00% | 66 | 186,430 | 46.61 | 113,600 |
| | PPAP | 0 | 13,980 | 13,980 | 13,980 | 0.00 | 0.00% | 0 | 0 | 0.00 | 289,167 |
| | PPSP | 2,180 | 2,190 | 2,170 | 2,180 | 0.00 | 0.00% | 10,355 | 22,577,070 | 5,644.27 | 156,688 |
| | PAS | 12,560 | 12,560 | 12,440 | 12,560 | 0.00 | 0.00% | 836 | 10,447,680 | 2,611.92 | 1,077,296 |
| | ABC | 10,060 | 10,100 | 10,020 | 10,040 | 0.00 | 0.00% | 26,120 | 262,257,140 | 65,564.29 | 4,348,957 |
| PEPC | 2,620 | 2,690 | 2,620 | 2,690 | 70.00 | ▲2.67% | 46 | 120,730 | 30.18 | 201,602 | |
| 27/12/23 | Index | 471.66 | 471.66 | 467.40 | 468.91 | 2.80 | ▲0.59% | 69,202 | 633,689,550 | 158,422 | 6,815,228 |
| | PPWSA | 7,300 | 7,300 | 7,280 | 7,280 | -20.00 | ▼0.27% | 2,390 | 17,416,620 | 4,354.16 | 633,165 |
| | GTI | 2,810 | 2,840 | 2,810 | 2,840 | 0.00 | 0.00% | 81 | 229,780 | 57.45 | 113,600 |
| | PPAP | 13,960 | 13,980 | 13,940 | 13,980 | -20.00 | ▼0.14% | 64 | 893,600 | 223.40 | 289,167 |
| | PPSP | 2,170 | 2,200 | 2,150 | 2,180 | 10.00 | ▲0.46% | 8,211 | 17,917,040 | 4,479.26 | 156,688 |
| | PAS | 12,560 | 12,600 | 12,000 | 12,560 | 0.00 | 0.00% | 5,395 | 65,614,020 | 16,403.51 | 1,077,296 |
| | ABC | 10,040 | 10,080 | 10,000 | 10,040 | 0.00 | 0.00% | 52,945 | 531,314,480 | 132,828.62 | 4,348,957 |
| PEPC | 2,630 | 2,630 | 2,620 | 2,620 | 20.00 | ▲0.76% | 116 | 304,010 | 76.00 | 196,356 | |
| 26/12/23 | Index | 473.92 | 474.67 | 470.39 | 471.71 | 3.35 | ▲0.71% | 94,595 | 904,423,910 | 226,106 | 6,815,164 |
| | PPWSA | 7,280 | 7,300 | 7,260 | 7,300 | 20.00 | ▲0.27% | 4,511 | 32,848,700 | 8,212.18 | 634,904 |
| | GTI | 2,840 | 2,850 | 2,800 | 2,840 | 0.00 | 0.00% | 319 | 894,160 | 223.54 | 113,600 |

| | | | | | | | | | | | |
|----------|-------|--------|--------|--------|--------|---------|--------|---------|---------------|------------|-----------|
| | PPAP | 14,000 | 14,000 | 13,740 | 14,000 | 0.00 | 0.00% | 1,309 | 18,076,040 | 4,519.01 | 289,581 |
| | PPSP | 2,170 | 2,170 | 2,150 | 2,170 | 0.00 | 0.00% | 5,343 | 11,578,910 | 2,894.73 | 155,969 |
| | PAS | 12,580 | 12,580 | 12,500 | 12,560 | -20.00 | ▼0.15% | 568 | 7,115,060 | 1,778.77 | 1,077,296 |
| | ABC | 10,180 | 10,240 | 10,040 | 10,040 | -120.00 | ▼1.18% | 82,493 | 833,774,360 | 208,443.59 | 4,348,957 |
| | PEPC | 2,470 | 2,660 | 2,470 | 2,600 | 60.00 | ▲2.36% | 52 | 136,680 | 34.17 | 194,857 |
| | Index | 475.75 | 478.09 | 471.51 | 475.06 | 0.66 | ▲0.14% | 76,642 | 750,415,400 | 187,604 | 6,862,622 |
| 25/12/23 | PPWSA | 7,280 | 7,300 | 7,280 | 7,280 | -20.00 | ▼0.27% | 2,623 | 19,134,420 | 4,783.61 | 633,165 |
| | GTI | 2,840 | 2,840 | 2,830 | 2,840 | 10.00 | ▲0.35% | 365 | 1,033,030 | 258.26 | 113,600 |
| | PPAP | 13,880 | 14,000 | 13,880 | 14,000 | 60.00 | ▲0.43% | 269 | 3,758,580 | 939.65 | 289,581 |
| | PPSP | 2,140 | 2,170 | 2,140 | 2,170 | 0.00 | 0.00% | 1,725 | 3,722,830 | 930.71 | 155,969 |
| | PAS | 12,500 | 12,640 | 12,440 | 12,580 | 20.00 | ▲0.15% | 769 | 9,634,460 | 2,408.62 | 1,079,011 |
| | ABC | 10,060 | 10,200 | 10,040 | 10,160 | 140.00 | ▲1.39% | 70,334 | 711,717,640 | 177,929.41 | 4,400,936 |
| | PEPC | 2,520 | 2,650 | 2,520 | 2,540 | -70.00 | ▼2.68% | 557 | 1,414,440 | 353.61 | 190,360 |
| | Index | 469.28 | 477.96 | 467.82 | 474.40 | 5.23 | ▲1.11% | 151,858 | 1,242,934,380 | 310,734 | 6,778,162 |
| 22/12/23 | PPWSA | 7,280 | 7,300 | 7,280 | 7,300 | 40.00 | ▲0.55% | 2,761 | 20,100,400 | 5,025.10 | 634,904 |
| | GTI | 2,820 | 2,830 | 2,790 | 2,830 | 10.00 | ▲0.35% | 139 | 391,910 | 97.98 | 113,200 |
| | PPAP | 13,720 | 13,940 | 13,720 | 13,940 | 240.00 | ▲1.75% | 52 | 715,860 | 178.97 | 288,340 |
| | PPSP | 2,170 | 2,180 | 2,140 | 2,170 | 0.00 | 0.00% | 34,142 | 73,453,860 | 18,363.47 | 155,969 |
| | PAS | 12,620 | 12,620 | 12,420 | 12,240 | 80.00 | ▲0.64% | 1,517 | 18,949,420 | 4,737.36 | 1,049,849 |
| | ABC | 9,880 | 10,080 | 9,880 | 10,020 | 160.00 | ▲1.62% | 113,135 | 1,129,026,140 | 282,256.54 | 4,340,293 |
| | PEPC | 2,790 | 2,790 | 2,520 | 2,610 | -50.00 | ▼1.87% | 112 | 296,790 | 74.20 | 195,606 |
| | Index | 468.17 | 469.45 | 465.34 | 469.17 | 1.97 | ▲0.42% | 43,229 | 385,715,290 | 96,429 | 6,724,345 |
| 21/12/23 | PPWSA | 7,280 | 7,280 | 7,240 | 7,260 | -20.00 | ▼0.27% | 2,917 | 21,211,620 | 5,302.91 | 631,425 |
| | GTI | 2,830 | 2,830 | 2,810 | 2,820 | 10.00 | ▲0.35% | 159 | 448,320 | 112.08 | 112,800 |
| | PPAP | 13,700 | 13,900 | 13,700 | 13,700 | -200.00 | ▼1.43% | 436 | 5,975,380 | 1,493.85 | 283,376 |
| | PPSP | 2,180 | 2,180 | 2,100 | 2,170 | -10.00 | ▼0.45% | 3,690 | 7,966,610 | 1,991.65 | 155,969 |
| | PAS | 12,480 | 12,480 | 12,320 | 12,480 | 0.00 | 0.00% | 617 | 7,659,020 | 1,914.76 | 1,070,434 |
| | ABC | 9,740 | 9,900 | 9,740 | 9,860 | 120.00 | ▲1.23% | 34,733 | 340,712,600 | 85,178.15 | 4,270,987 |
| | PEPC | 2,650 | 2,660 | 2,550 | 2,660 | 10.00 | ▲0.37% | 677 | 1,741,740 | 435.44 | 199,354 |
| | Index | 466.93 | 468.27 | 464.37 | 467.20 | 1.67 | ▲0.36% | 81,483 | 544,963,540 | 136,241 | 6,677,811 |
| 20/12/23 | PPWSA | 7,320 | 7,320 | 7,180 | 7,280 | -40.00 | ▼0.54% | 33,510 | 241,758,500 | 60,439.63 | 633,165 |
| | GTI | 2,810 | 2,810 | 2,760 | 2,810 | -20.00 | ▼0.70% | 7,293 | 20,337,120 | 5,084.28 | 112,400 |
| | PPAP | 13,920 | 13,920 | 13,880 | 13,900 | 0.00 | 0.00% | 165 | 2,293,640 | 573.41 | 287,513 |
| | PPSP | 2,180 | 2,190 | 2,160 | 2,180 | -10.00 | ▼0.45% | 14,337 | 31,105,750 | 7,776.44 | 156,688 |
| | PAS | 12,440 | 12,500 | 12,400 | 12,480 | 40.00 | ▲0.32% | 642 | 7,970,260 | 1,992.57 | 1,070,434 |
| | ABC | 9,720 | 9,760 | 9,700 | 9,740 | 20.00 | ▲0.20% | 24,596 | 239,181,020 | 59,795.26 | 4,219,008 |
| | PEPC | 2,650 | 2,660 | 2,430 | 2,650 | -20.00 | ▼0.74% | 940 | 2,317,250 | 579.31 | 198,604 |
| | Index | 465.05 | 466.93 | 464.42 | 465.53 | 1.39 | ▲0.30% | 64,486 | 419,375,370 | 104,844 | 6,672,213 |
| 19/12/23 | PPWSA | 7,280 | 7,320 | 7,280 | 7,320 | 40.00 | ▲0.54% | 2,911 | 21,251,180 | 5,312.80 | 636,644 |
| | GTI | 2,840 | 2,860 | 2,760 | 2,830 | -10.00 | ▼0.35% | 4,204 | 11,723,140 | 2,930.79 | 113,200 |
| | PPAP | 13,900 | 13,900 | 13,800 | 13,900 | -60.00 | ▼0.42% | 115 | 1,598,300 | 399.58 | 287,513 |
| | PPSP | 2,180 | 2,200 | 2,160 | 2,190 | -20.00 | ▼0.90% | 22,454 | 48,906,980 | 12,226.75 | 157,406 |
| | PAS | 12,520 | 12,520 | 12,440 | 12,440 | -60.00 | ▼0.48% | 163 | 2,031,460 | 507.87 | 1,067,003 |
| | ABC | 9,720 | 9,760 | 9,700 | 9,720 | 0.00 | 0.00% | 34,202 | 332,689,280 | 83,172.32 | 4,210,345 |
| | PEPC | 2,660 | 2,700 | 2,650 | 2,670 | 80.00 | ▲3.08% | 437 | 1,175,030 | 293.76 | 200,103 |
| | Index | 464.03 | 464.83 | 461.49 | 464.14 | 2.28 | ▲0.49% | 47,010 | 373,778,830 | 93,445 | 6,670,964 |
| 18/12/23 | PPWSA | 7,280 | 7,280 | 7,220 | 7,280 | 0.00 | 0.00% | 3,448 | 24,951,960 | 6,237.99 | 633,165 |
| | GTI | 2,850 | 2,870 | 2,830 | 2,840 | -30.00 | ▼1.04% | 370 | 1,050,220 | 262.56 | 113,600 |
| | PPAP | 13,800 | 13,960 | 13,800 | 13,960 | 0.00 | 0.00% | 110 | 1,518,160 | 379.54 | 288,754 |
| | PPSP | 2,230 | 2,230 | 2,200 | 2,210 | -30.00 | ▼1.33% | 10,147 | 22,489,090 | 5,622.27 | 158,844 |
| | PAS | 12,480 | 12,500 | 12,340 | 12,500 | 20.00 | ▲0.16% | 1,608 | 19,938,300 | 4,984.58 | 1,072,150 |
| | ABC | 9,720 | 9,740 | 9,700 | 9,720 | 0.00 | 0.00% | 31,268 | 303,675,740 | 75,918.94 | 4,210,345 |
| | PEPC | 2,670 | 2,670 | 2,550 | 2,590 | 10.00 | ▲0.38% | 59 | 155,360 | 38.84 | 194,108 |

Source: Data from CSX, and Compiled by ACS *Exchange Rate: USD1=KHR 4,000

DISCLAIMER

ALL RESEARCH based on material compiled from data considered reliable at the time of writing. However, information and opinions expressed will be subject to change at short notice, and no part of this report is to be construed as an offer or solicitation of an offer to transact any securities or financial instruments whether referred to herein or otherwise. We do not accept any liability directly or indirectly that may arise from investment decision-making based on this report. The company, its directors, officers, employees and/or connected persons may periodically hold an interest in the securities mentioned.

All Rights Reserved. No part of this publication may be used or re-produced without expressed permission from [ACLEDA SECURITIES PLC.](#)

ACLEDA IN GROUP

ACLEDA BANK PLC.

HEADQUARTERS

61, Preah Monivong Blvd., Sangkat Srah Chork,
Khan Daun Penh, Phnom Penh, Kingdom of Cambodia.
P.O. Box: 1149
Tel: (855) 23 998 777 / 430 999
Fax: (855) 23 998 666 / 430 555
E-mail: acledabank@acledabank.com.kh
Website: www.acledabank.com.kh
SWIFT: ACLBKHPP

ACLEDA BANK PLC.

CASH SETTLEMENT, SECURITIES REGISTRAR, SECURITIES TRANSFER, AND
PAYING AGENT

HEADQUARTERS

61, Preah Monivong Blvd., Sangkat Srah Chork,
Khan Daun Penh, Phnom Penh, Kingdom of Cambodia.
P.O. Box: 1149
Tel: (855) 23 998 777 / 430 999
Fax: (855) 23 998 666 / 430 555
E-mail: acledabank@acledabank.com.kh
Website: www.acledabank.com.kh
SWIFT: ACLBKHPP

ACLEDA BANK LAO LTD.

HEADQUARTERS

#398, Corner of Dongpalane and Dongpaina Road, Unit 20,
Phonesavanh
Neua Village, Sisattanak District, Vientiane Capital, Lao PDR.
P.O. Box: 1555
Hotline :1800
Tel: +856 (0)21 264 994 / 264 998
Fax: +856 (0)21 264 995 / 219 228
E-mail: acledabank@acledabank.com.la
Website: www.acledabank.com.la
SWIFT: ACLBLALA

ACLEDA SECURITIES PLC.

HEADQUARTERS

5th Floor, ACLEDA Building
61, Preah Monivong Blvd., Sangkat Srah Chork,
Khan Daun Penh, Phnom Penh, Kingdom of Cambodia.
Tel: (855) 23 723 388 / 999 966 / 999 977
Email: acs.rep@acledasecurities.com.kh
Website: www.acledasecurities.com.kh

ACLEDA INSTITUTE OF BUSINESS

HEADQUARTERS

Address: #1397, Phnom Penh-Hanoi
Friendship Blvd., Phum Anlong Kngan, Sangkat Khmuonh, Khan
Saensokh, Phnom Penh, Kingdom of Cambodia
P. O. Box: 1149
Tel: + 855 (0)23 881 790 / 999 944
E-mail: info@acleda-aib.edu.kh
Website: www.acleda-aib.edu.kh

ACLEDA MFI MYANMAR CO., LTD.

HEADQUARTERS

#186(B), ShweGonTaing Road, Yae Tar Shae Block,
Bahan Township, Yangon Region,
The Republic of the Union of Myanmar.
Tel: (+95-1) 559 475 / 552 956
Website: www.acledamfi.com.mm